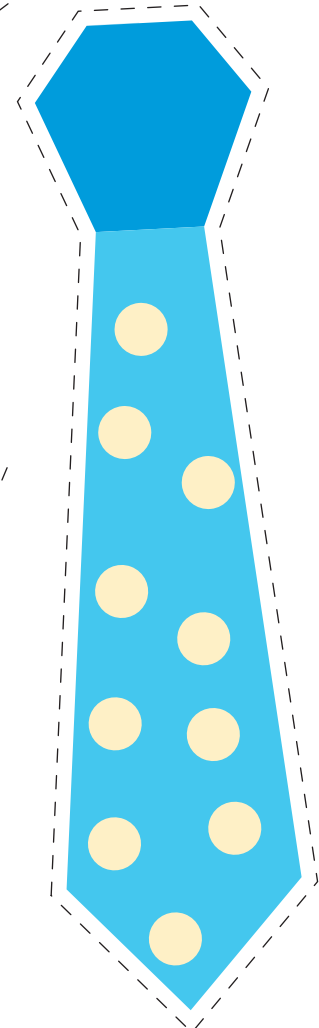

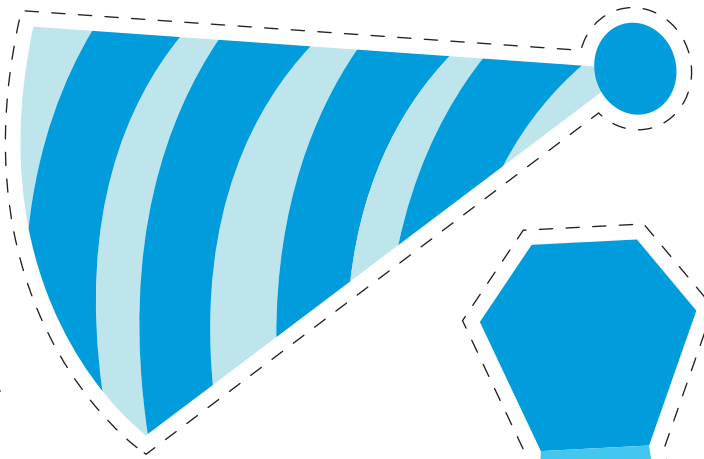




What you need: scissors, glue or adhesive tape and bbq skewers or straws.

Instructions: • Cut out printed photo prop • Place the bbq skewer or straw on the side of the image with glue or adhesive tape to form as a handle.



What you need: scissors, glue or adhesive tape and bbq skewers or straws.

Instructions: • Cut out printed photo prop • Place the bbq skewer or straw on the side of the image with glue or adhesive tape to form as a handle.



What you need: scissors, glue or adhesive tape and bbq skewers or straws.

Instructions: • Cut out printed photo prop • Place the bbq skewer or straw on the side of the image with glue or adhesive tape to form as a handle.



What you need: scissors, glue or adhesive tape and bbq skewers or straws.

Instructions: • Cut out printed photo prop • Place the bbq skewer or straw on the side of the image with glue or adhesive tape to form as a handle.